

## **SECTION IV – TAPPING FEES**

### **1.0 GENERAL**

The Authority is empowered by Act 203 of 1990 which amended the Municipal Authorities Act to charge certain fees, referred to as “tapping fees”, to property owners who either desire or are required to make connections to the Authority’s water and/or sewer systems. The Act allows the Authority the latitude to establish one or more tapping fee “districts” depending on the cost of providing facilities into specific areas.

Tapping fees are comprised of the following components:

1. Water Capacity: The capacity part includes cost of wells, treatment facilities, transmission lines, pumping and storage facilities and system interconnections.
2. Water Distribution: The distribution part includes the cost of distribution mains, service mains and appurtenances and booster pumps.
3. Fire Service: The fire service part includes the cost of pumping and storage facilities, fire service facilities and system interconnections.
4. Sewer Capacity: Includes treatment (PWTA Plant Capacity) and conveyance facilities (interceptors).
5. Sewer Collection: The collection part includes all facilities and projects that collect and transport sewage from the customer’s property to the interceptors.

All tapping fee calculations are based on service to a single family unit. Service to other than single family units are converted to equivalent dwelling units or EDUs. Assuming a single EDU will employ  $\frac{3}{4}$  inch water service and one four (4) inch sewer service lines, customers requiring a greater supply of water will be assigned an approximate EDU rating based on the next higher integer value of the ratio of their water inlet pipe flow area to that of the  $\frac{3}{4}$  inch pipe. The discharge into the sewer system will, in most cases, correspond directly to their water usage.

The Authority reserves the right to assess their fees in any manner they feel to be appropriate for service inlets larger than ¾ inch, and for buildings occupied by more than a single tenant. For example, a customer that requires a 1 ½ inch inlet pipe to meet projected water needs, and plans to discharge essentially all the bulk of that water into the sewer system will be charged to equivalent of four (4) EDUs for both water and sewer connections. Where building contain multiple dwelling units serviced through a single connection, each dwelling will be considered as a separate EDU for the purposes of establishing the Tapping Fee, unless waived by the Board of the Authority. Another customer may use water in their process and final product. A lower volume of the water consumed is eventually discharged into the sewer system. They may be assessed a higher EDU rating for water usage than for the sewer connection.

**1.1 District No. 1**

District No. 1 encompasses most of the Authority’s service area. Water and sewer tapping fees for District No.1 are set forth in the following schedule(s):

	Pipe Size	Area SQFT	Capacity EDUs	Capacity Component	Distribution Component	Rounded Total
<b>Water Fee Calculation Table</b>	0.75	0.003606	1	\$1,585	\$3,370	\$4,955
	1	0.00545	2	\$3,170	\$6,740	\$9,910
	1.25	0.00853	3	\$4,755	\$10,110	\$14,865
	1.5	0.0123	4	\$6,340	\$13,480	\$19,820
	2	0.0218	7	\$11,095	\$23,590	\$34,685
	3	0.0492	16	\$25,360	\$53,920	\$79,280
	4	0.0872	29	\$45,965	\$97,730	\$143,695
	6	0.196	64	\$101,440	\$215,680	\$317,120
	8	0.349	114	\$180,690	\$384,180	\$564,870
	10	0.545	178	\$282,130	\$599,860	\$881,990
	12	0.785	256	\$405,760	\$862,720	\$1,268,480
	16	1.396	456	\$722,760	\$1,536,720	\$2,259,480

	Water Pipe Size	Capacity EDUs	Capacity Component	Collection Component	Rounded Total
Sewer Fee Calculation Table	0.75	1	\$4,155	\$5,605	\$9,760
	1	2	\$8,310	\$11,210	\$19,520
	1.25	3	\$12,465	\$16,815	\$29,280
	1.5	4	\$16,620	\$22,420	\$39,040
	2	7	\$29,085	\$39,235	\$68,320
	3	16	\$66,480	\$89,680	\$156,160
	4	29	\$120,495	\$162,545	\$283,040
	6	64	\$265,920	\$358,720	\$624,640
	8	114	\$473,670	\$638,970	\$1,112,640
	10	178	\$739,590	\$997,690	\$1,737,280
	12	256	\$1,063,680	\$1,434,880	\$2,498,560
	16	456	\$1,894,680	\$2,555,880	\$4,450,560

- a. In 2013, the Board directed Smart Devine to perform an analysis of its tapping fees. This analysis will be done yearly during the audit process. The results of that study and enabling Resolution 2014-01 are included herein by reference.

## 1.2 District No. 2

District No. 2 encompasses the portion of the Authority's service area bounded roughly by Old Bethlehem Pike on the South, Schwenkmill road on the North, Grandview Avenue (a paper street) on the East and the area 1,000 feet west of Ridge Road as more accurately depicted on the map marked as Exhibit 1. The costs established by Resolution 2002-3 and affirmed in 2003-3, included here by reference, are as follows:

Water Distribution Portion	\$3,980
Water Lateral Portion	<u>\$725</u>
Total	<u><u>\$4,705</u></u>

Plus the Water Capacity and Fire Capacity fees in effect in Section A, 1.1 of this Resolution at the time of connection.

Sewer Distribution Portion	\$7,240
Sewer Lateral Portion	<u>\$1,250</u>
Total	<u><u>\$8,490</u></u>

Plus the Sewer Capacity fee in effect in Section IV, 1.1 of this Resolution at the time of connection.

Current Water and Sewer Tapping Fees for District No. 2 are set forth in the following schedule(s):

	Pipe Size	Area SQFT	Capacity EDUs	Capacity Component	Distribution Component	Fire Component	Rounded Total
<b>Water Fee Calculation Table</b>	0.75	0.003606	1	\$1,585	\$4,705	\$280	\$6,570
	1	0.00545	2	\$3,170	\$9,410	\$560	\$13,140
	1.25	0.00853	3	\$4,755	\$14,115	\$840	\$19,710
	1.5	0.0123	4	\$6,340	\$18,820	\$1,120	\$26,280
	2	0.0218	7	\$11,095	\$32,935	\$1,960	\$45,990
	3	0.0492	16	\$25,360	\$75,280	\$4,480	\$105,120
	4	0.0872	29	\$45,965	\$136,445	\$8,120	\$190,530
	6	0.196	64	\$101,440	\$301,120	\$17,920	\$420,480
	8	0.349	114	\$180,690	\$536,370	\$31,920	\$748,980
	10	0.545	178	\$282,130	\$837,490	\$49,840	\$1,169,460
	12	0.785	256	\$405,760	\$1,204,480	\$71,680	\$1,681,920
	16	1.396	456	\$722,760	\$2,145,480	\$127,680	\$2,995,920

	Water Pipe Size	Capacity EDUs	Capacity Component	Collection Component	Rounded Total
<b>Sewer Fee Calculation Table</b>	0.75	1	\$4,155	\$8,490	\$12,645
	1	2	\$8,310	\$16,980	\$25,290
	1.25	3	\$12,465	\$25,470	\$37,935
	1.5	4	\$16,620	\$33,960	\$50,580
	2	7	\$29,085	\$59,430	\$88,515
	3	16	\$66,480	\$135,840	\$202,320
	4	29	\$120,495	\$246,210	\$366,705
	6	64	\$265,920	\$543,360	\$809,280
	8	114	\$473,670	\$967,860	\$1,441,530
	10	178	\$739,590	\$1,511,220	\$2,250,810
	12	256	\$1,063,680	\$2,173,440	\$3,237,120
	16	456	\$1,894,680	\$3,871,440	\$5,766,120

**1.3 District No. 3**

District No. 3 encompasses an area of Old Bethlehem Pike in both East and West Rockhill Townships and was established in July of 1998 by motion of the Board. Upon adoption of this Resolution, District No. 3 will be extinguished and the area will be included in District No. 1.

**1.4 District No. 4**

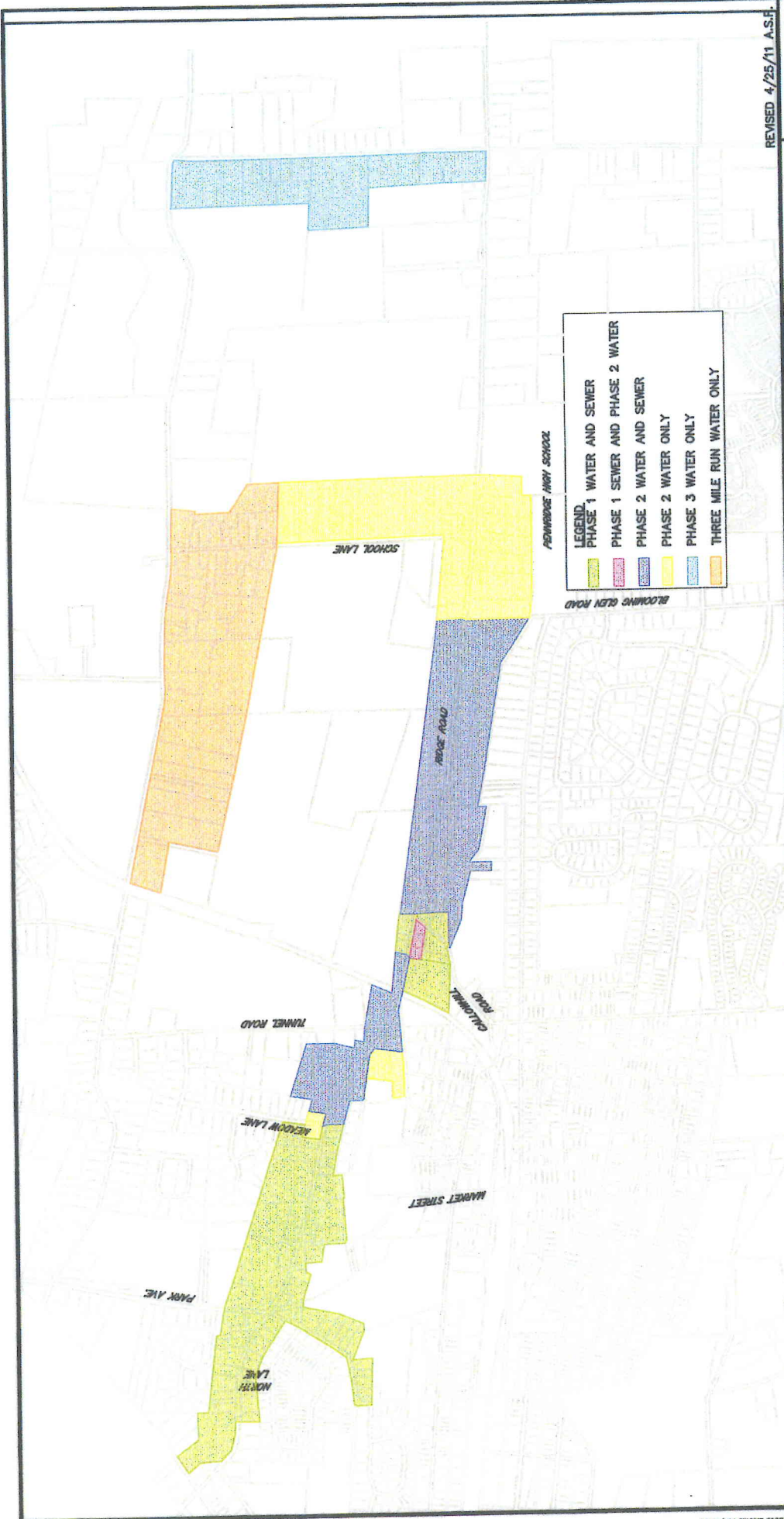
District No. 4 is the area along Schoolhouse Road from the westerly line of the Pennridge Airport west to Three Mile Run Road and south along Three Mile Run Road to the right of way and overpass of the Septa Railway. Homes existing along either of these roads prior to 2007 will be connected to the Authority's water system at no charge. This district was created to mitigate any impact from the Authority's pumping of Well No. 7.

**1.5 District No. 5**

District No. 5 extends on either side of West Schwenkmill Road from Deibler Elementary School west to Three Mile Run Road. The water tapping fee for this area is established by Resolution 2011-5 and sets forth the following costs:

Water Capacity Fee	\$1,585
Fire Capacity Fee	280
Water Distribution Fee	5,665
Permit Fee	<u>300</u>
Total	<u><u>\$7,830</u></u>

This District was established to provide public water to several residents who experienced loss of water in their private wells in 2010. This fee applies only to existing homes.



REVISED 4/25/11 A.S.F.

CHK BY: P.C.A.

FILE NO.: 4519

DATE: 09/11/03

SCALE: 1"=1000' ±

T.M.P.: N/A

ACRES: SHEET

N/A 1 OF 1

**PROPOSED SPECIAL TAPPING FEE AREAS**  
 PREPARED FOR:  
**PERKASIE BOROUGH AUTHORITY**  
 SITUATED IN:  
 PERKASIE BOROUGH, BUCKS COUNTY, PA.

**ANDERSEN**  
**ENGINEERING**  
**ASSOCIATES**  
**INCORPORATED**  
 300 NORTH FIFTH STREET, PERKASIE, PA  
 (215) 267-5711

SEAL:

**PERKASIE REGIONAL AUTHORITY  
RESOLUTION NO. 2015 - 04**

**REVISED TAPPING FEES FOR WATER AND SEWER SERVICE**

WHEREAS, Perkasio Regional Authority ("PRA") is authorized under the Pennsylvania Municipality Authorities Act, 53 Pa. C.S.A. §5607, to charge tapping fees for customers who desire or are required to connect to PRA's water and/or sewer system; and

WHEREAS, PRA's auditors have performed an analysis and update of PRA's current schedule of tapping fees (the "Tapping Fee Study"); and

WHEREAS, a revised schedule of tapping fees has been prepared, based upon the Tapping Fee Study; and

WHEREAS, the Board of PRA wishes to amend the tapping fees charged by PRA, as provided herein.

NOW THEREFORE, BE IT RESOLVED as follows:


1. The Tapping Fee Study is hereby approved and PRA's tapping fees shall be revised in accordance therewith, and as provided in this resolution.
2. All tapping fees are based on service to a single-family residential home using a ¾" water service pipe. This constitutes one (1) equivalent dwelling unit ("EDU").
3. PRA's water tapping fees, including all components of such fees, are hereby approved and adopted as set forth on Exhibit A attached hereto and made part hereof.
4. PRA's sewer tapping fees, including all components of such fees, are hereby approved and adopted as set forth on Exhibit B attached hereto and made part hereof.
5. For any use other than a single-family residential use, such as commercial, institutional, industrial, public or multi-family, the water tapping fee and sewer tapping fee are based upon the number of EDU's to be served and the size of the water meter which PRA's Engineer determines to be necessary to serve the particular use. The tapping fees for such uses increase proportionately in relationship to the number of EDU's to be served as well as the size of the water meter used. Said increases and the respective tapping fees are also shown on both Exhibits A and B and are approved and adopted as set forth therein.
6. The "capacity" component of the tapping fees shown on Exhibits A and B shall apply to all customers in PRA's service area.

7. The "distribution" and "collection" components of the tapping fees shown on Exhibits A and B shall apply to all customers in PRA's service area, except customers located in special purpose districts. The distribution and collection components of the tapping fees in special purpose districts shall be as heretofore or hereinafter established by separate resolutions of PRA, and shall not be affected by this resolution.


8. All prior resolutions of PRA, or parts thereof, that are inconsistent herewith are hereby repealed.

9. This resolution shall be effective immediately.

SO RESOLVED by unanimous vote of the Board of Perkasio Regional Authority at its duly advertised regular meeting held the 22<sup>nd</sup> day of September, 2015.

  
\_\_\_\_\_  
Secretary

PERKASIE REGIONAL AUTHORITY

  
\_\_\_\_\_  
Chairman



**EXHIBIT A -  
WATER TAPPING FEES**

	Meter Size	Area SQFT	Capacity EDUs	Capacity Component	Distribution Component	Rounded Total
<b>Water Fee Calculation Table</b>	0.75	0.003606	1	\$1,585	\$3,370	\$4,955
	1	0.00545	2	\$3,170	\$6,740	\$9,910
	1.25	0.00853	3	\$4,755	\$10,110	\$14,865
	1.5	0.0123	4	\$6,340	\$13,480	\$19,820
	2	0.0218	7	\$11,095	\$23,590	\$34,685
	3	0.0492	16	\$25,360	\$53,920	\$79,280
	4	0.0872	29	\$45,965	\$97,730	\$143,695
	6	0.196	64	\$101,440	\$215,680	\$317,120
	8	0.349	114	\$180,690	\$384,180	\$564,870
	10	0.545	178	\$282,130	\$599,860	\$881,990
	12	0.785	256	\$405,760	\$862,720	\$1,268,480
	16	1.396	456	\$722,760	\$1,536,720	\$2,259,480

**EXHIBIT B -  
SEWER TAPPING FEES**

	Water Meter Size	Capacity EDUs	Capacity Component	Collection Component	Rounded Total
<b>Sewer Fee Calculation Table</b>	0.75	1	\$4,155	\$5,605	\$9,760
	1	2	\$8,310	\$11,210	\$19,520
	1.25	3	\$12,465	\$16,815	\$29,280
	1.5	4	\$16,620	\$22,420	\$39,040
	2	7	\$29,085	\$39,235	\$68,320
	3	16	\$66,480	\$89,680	\$156,160
	4	29	\$120,495	\$162,545	\$283,040
	6	64	\$265,920	\$358,720	\$624,640
	8	114	\$473,670	\$638,970	\$1,112,640
	10	178	\$739,590	\$997,690	\$1,737,280
	12	256	\$1,063,680	\$1,434,880	\$2,498,560
	16	456	\$1,894,680	\$2,555,880	\$4,450,560